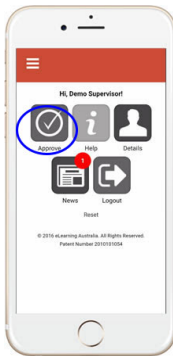


# Welcome to My Profiling

- My Profiling is used to track workplace activity as required by Training Organisations.
- Accessible via the Multipic App or on the My Profiling website.
- Approve weekly entries and Agree to Workplace Standard Achieved (WPSA)
- App notifications alert you when actions are required - respond with a simple swipe!
- Track student progress and get news from the palm of your hand.

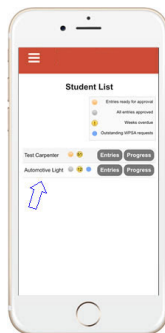


## 1. Your dashboard

From your dashboard select Approve to display your student list and respond to any requests for approval or WPSA

Additional features on your dashboard include:

- Help - videos and documentation
- Your account details - update contact details or password
- News - Information from the Training Organisation or My Profiling



## 2. Student List

Icons identify entries waiting for approval, any WPSA requests or overdue entries.

Select a student to approve entries or respond to WPSA

You can also view a student's Progress Graph



## 3. Approving Entries

There may be multiple tasks logged within a week.

Review any entries requiring your approval

- Check the date
- Note time assigned & supervision level
- Review any notes or photos
- Note any simulated tasks (off job training)
- View concurrent activities (generic skills applied in the context of the task)

APPROVE entries that are accurate and complete




### 3. Denying/Discussing Entries

Only select Deny if an entry is inaccurate or incomplete.

A student can edit any entry that is not approved.

Discuss required edits with the student and log a comment before clicking DENY.

The student will be notified with a request to edit their entry.



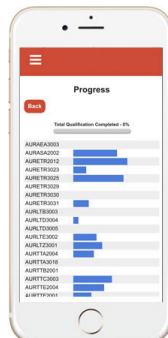
### 4. Responding to WPSA requests

You may be asked to Agree that the student/apprentice/trainee is able to carry out specific tasks to the workplace standard (Agree WPSA).

To respond to a WPSA request

1. Review:
  - Action required – explanation of request
  - Unit Description - outlining the relevant range of work
2. Select the appropriate response

If deny WPSA is selected, it can be re-requested again later.



### 5. Viewing Progress

Click on the student's Progress button

This page displays graphs showing:

- Percentage progress through their qualification
- Relative amounts of activity logged per unit
- Gaps in work activity/experience

## Other Features

Rather than using the app, you can Log into the [browser version](#) to access all the features of My Profiling including

- Entry history and Unit Profiles
- Training Plans (if available)
- How-to videos (under the Help tab)

